



AccuMail Enterprise

Address Correction For Your Entire Operation

WHAT IS IT?

AccuMail Enterprise is a suite of tools specifically designed to provide the power of real-time postal address correction in multiple applications across your entire organization. These may include Website forms, eCommerce applications, CRM systems, Shipping and Fulfillment applications and more.

AccuMail checks postal addresses against the very latest USPS® address database in real time, identifying or automatically fixing inaccuracies that occur. Inaccuracies No more dealing with expensive inaccuracies in your data








AccuMail Enterprise includes everything contained in our **COM Object** and **.NET toolkits**, as well as an annual subscription to the complete **AccuMail frameworks** product, which also provides you with powerful list management and batch address correction functionality.

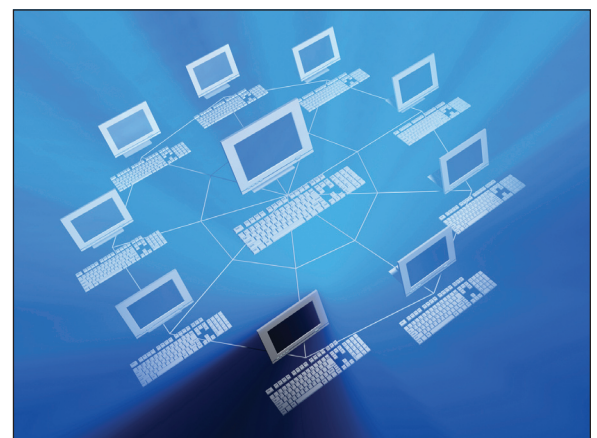
It works within most server environments including Microsoft IIS and Apache web servers, the only requirement being a Windows-based server to contain the AccuMail frameworks USPS® database and product engine.

Contact us today and we'll send you a sample of our AccuMail Enterprise Toolkit so you can see how easy it is to install and use.









EXCEPTIONAL BENEFITS

-  **Eliminate Expensive Inaccuracies** – It is far less expensive to correct addresses at the point of entry than trying to fix the problem later.
-  **Reduce Address Correction Carrier Fees** - Many carriers now charge hefty address correction fees if the address is incomplete or incorrect.
-  **A Familiar Interface** – Yours! Address correction takes place within your own interface, not that of a third party.
-  **Satisfied Customers** - Delayed or undelivered mail means missed opportunities. A misdirected package means an unhappy customer who may never buy from you again.
-  **Data Privacy Maintained** - You host the USPS database, so we never see your customer information!
-  **Fresh Data** – AccuMail is CASS Certified™ for accuracy by the USPS. Bi-monthly updates ensure that your addresses are always being corrected against the most current USPS data.
-  **Batch Correction** – AccuMail Enterprise also gives you batch address correction capabilities, using our AccuMail frameworks software. Imagine all of your existing customer data corrected with just a few keystrokes!



WHAT YOU'LL GET

AccuMail Web contains everything you need to implement a complete address correction solution:

-  *COM Object Toolkit*
-  *.NET Toolkit*
-  *Annual Subscription to AccuMail frameworks*
-  *COM Object and .NET API documentation*
-  *Sample program and source code for multiple development environments*
-  *FREE Technical Support for the life of your subscription.*

IMPLEMENTATION

AccuMail Enterprise is easy to use and simple to install, with a typical installation taking as little as an hour or two. Below is a sample of our .NET Toolkit:

Step One: Reference AccuMailGoldDotNet.dll

In Visual Studios, add a reference to the AccuMailGoldDotnet.dll

Step Two: Instance of AccuMailGoldDotNet

```
private AccuMailGoldDotNet.Z4Object objAm;
private IContainer components;
```

Step Three: (Form Constructor) A call to SetControlStates must be added to the constructor to set the initial state of the controls on the form (Req for Windows Form Designer support)

```
InitializeComponent();
SetControlStates();
```

Step Four: call the Z4Object.Initialize method which opens the AccuMail database

```
objAm = new AccuMailGoldDotNet.Z4Object();
String accumailPath = txtAccuMailPath.Text;
objAm.Initialize(txtAccuMailPath.Text, "National");
objAm.Initialize();
```

Step Five: Perform Lookup

```
LookupAddress()
objAm.ClearBuffers();
SetAccuMailSettings();
```

```
objAm.SetField(Z4Field.Z4_COMPANY, txtCompany.Text);
objAm.SetField(Z4Field.Z4_STREET, txtStreet.Text);
objAm.SetField(Z4Field.Z4_SUITE, txtSuite.Text);
objAm.SetField(Z4Field.Z4_STREET2, txtStreet2.Text);
objAm.SetField(Z4Field.Z4_URB, txtUrb.Text);
objAm.SetField(Z4Field.Z4_CITY, txtCity.Text);
objAm.SetField(Z4Field.Z4_STATE, txtState.Text);
objAm.SetField(Z4Field.Z4_ZIP, txtZip.Text);
objAm.SetField(Z4Field.Z4_ZIP4, txtZip4.Text);
```

```
if (objAm.Lookup())
txtCompany.Text = objAm.GetField(Z4Field.Z4_COMPANY);
txtStreet.Text = objAm.GetField(Z4Field.Z4_STREET);
txtSuite.Text = objAm.GetField(Z4Field.Z4_SUITE);
txtStreet2.Text = objAm.GetField(Z4Field.Z4_STREET2);
txtCity.Text = objAm.GetField(Z4Field.Z4_CITY);
```

```
txtState.Text = objAm.GetField(Z4Field.Z4_STATE);
txtZip.Text = objAm.GetField(Z4Field.Z4_ZIP);
txtZip4.Text = objAm.GetField(Z4Field.Z4_ZIP4);
```

Step Six: Use GetAddress and SetAddress methods to lookup an Address

```
lookupAddressUsingGetSetAddress()
objAm.ClearBuffers();
SetAccuMailSettings();
AccuMailGoldDotNet.InputAddress ia = new InputAddress();
```

```
ia.Company = txtCompany.Text;
ia.Street = txtStreet.Text;
ia.Suite = txtSuite.Text;
ia.Street2 = txtStreet2.Text;
ia.Urbanization = txtUrb.Text;
ia.City = txtCity.Text;
ia.State = txtState.Text;
ia.Zip = txtZip.Text;
ia.Plus4 = txtZip4.Text;
```

```
objAm.SetAddress(ia);
```

```
if (objAm.Lookup())
AccuMailGoldDotNet.OutputAddress oa = objAm.GetAddress();
txtCompany.Text = oa.Company;
txtStreet.Text = oa.Street;
txtSuite.Text = oa.Suite;
txtStreet2.Text = oa.Street2;
txtCity.Text = oa.City;
txtState.Text = oa.State;
txtZip.Text = oa.Zip;
txtZip4.Text = oa.Plus4;
```

Step Seven: Method to close an open connection to AccuMail

```
objAm.CloseAccuMail();
```

For more information on the .NET Toolkit or to receive a free sample of code for evaluation purposes, please contact us at sales@smartsoftusa.com or call us on 888.227.7221.